
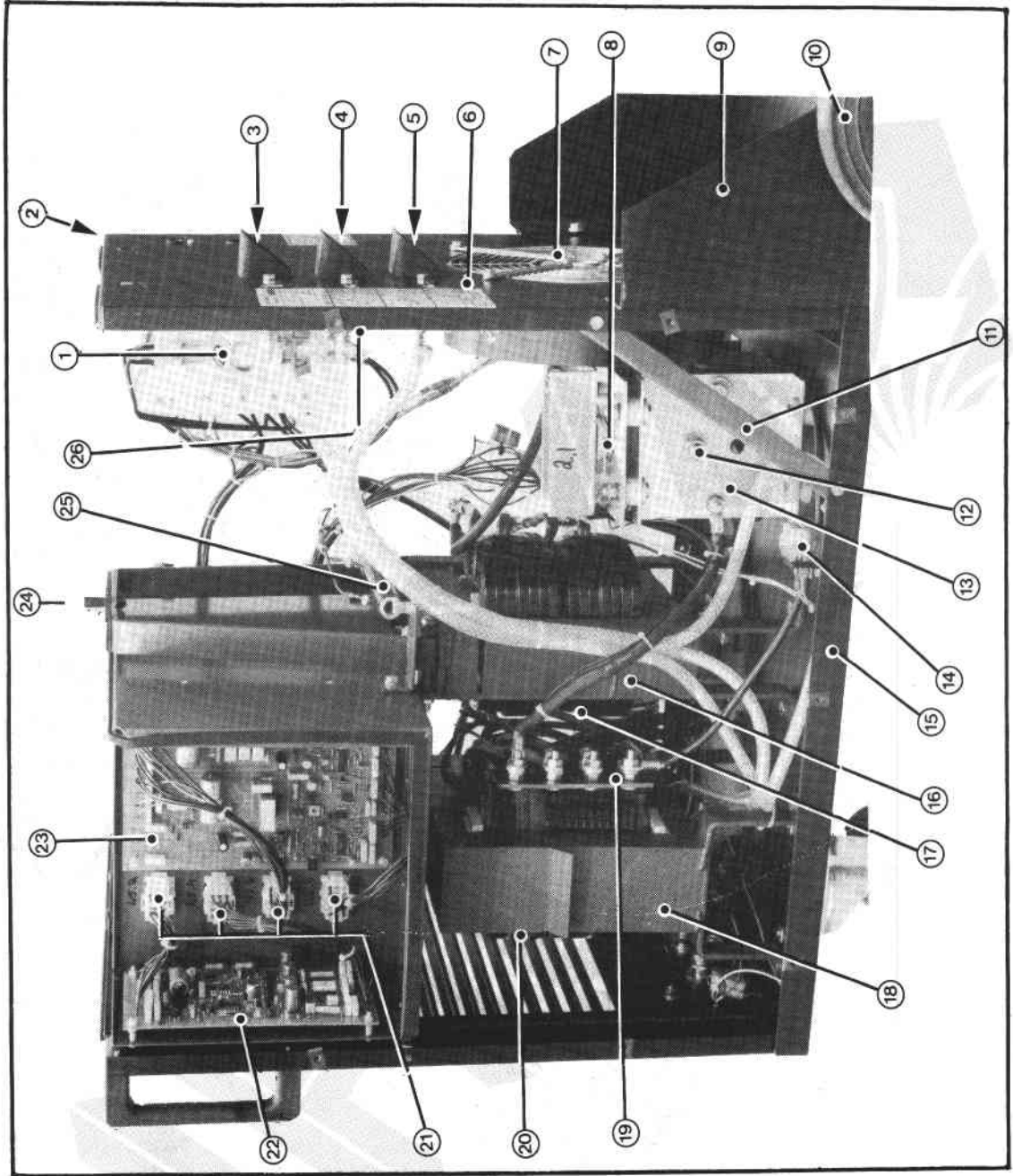


Transtig AC/DC 205 Parts List



Item	Part No.	Cct. Ref.	Description
1	1412026	S1	Switch (On/Off)
-	1412027		Knob for item 1
2	1411687		Indicator lamp
3	1412028	S2	Switch (Mode)
-	1412029		Knob for item 3
4	1412030	RV2	Potentiometer (gas)
-	1412029		Knob for item 4
5	1412445	RV5	AC balance potentiometer
-	1412029		Knob for item 5
6	1412032	-	Front plate
7	1412033	RV3&4	Potentiometer (Slope)
-	1412029		Knob for item 7
8	1412035	CB1	Fuse
9	1412036	SK3	Socket (Torch switch)
10	17242	SK2	Socket - Dinse
-	1380441		Plug for item 9
11	1412039		Socket (Gas out) 1/4 BSP
-	1412040		Nut 1/4 BSP (back)

Item	Part No.	Cct. Ref.	Description
-	1412041		Shroud
-	1412042		Nipple
-	1412043	21534	Hose coupling nut 1/4 BSP
12&13	1412044	20135	Socket (water in/out) -3/8BSP
-	1412040		Nut 1/4 BSP (back)
-	1412041	110413	Shroud
-	1412031	1407060	Elbow
-	1412042	1411778	Nipple
-	1412043	1407158	Hose coupling nut 1/4 BSP
14	1409223		Castor
15	17242	SK1	Socket dinse
-	1380441		Plug for item 15
16	1412047	RV1	Potentiometer (current)
-	1412048		Knob for item 16
17	1412049	SK4	Socket (Remote pot.)
-	1412050		Plug for item 17
18	1412051	S3 / S4	Switch (HF/Remote On/Off)
19	1412051	S5	Switch (latching)



Item	Part No.	Cct. Ref	Description
1	1412052	SUPP1	Suppressor unit complete
2	1412053		Support Not Illustrated
3	1412054		Chain (Gas in)
	1412039		Nut 1/4 BSP (back)
	1412040		Shroud
	1412041		Nipple
	1412042		Hose coupling nut 1/4 BSP
4&5	1412043		Socket (Water in/out)- 3/8BSP
	1412044		Nut 1/4 BSP (back)
	1412040		Shroud
	1412041		Nipple
	1412043		Hose coupling nut 1/4BSP
6	1412055		Back Panel
7	1412056		Fan
8	1412057	F	Thyristor
9	1412058	THY1	Gas cylinder support R.H.
10	1412059		Wheel
	1412060		Axle
11	1412061		Back panel strut R.H.
12	1412062	THY2	Thyristor
13	1412063		Thyristor bridge
14	1412064		Gas valve
15	1412065		Bottom panel
16	1412066	L3	Inductor complete
	1412067		Coil for item 16
17	1412068	TH2	Thermostat
18	1412069	T1	Main transformer
19	1412070	TB2	Connection block
20	1412071		Coil
21	1412072	PL1-4	Plug
22	1413525	PCB-1	PC-board
23	1412074	PCB-2	PC-board
24	1412075		Lifting eye
25	1412076	R1	Resistor
26	1412077	C4	Capacitor

Handwritten notes:
 481766880
 4413524
 481635880

Fig. B. - Right - Hand Side View

When ordering spare parts, please quote the part number and description of the parts required. It will be helpful if customers also quote the description and serial numbers of




Fig. C. - Left - Hand Side View




Fig. C1 - Diode/Thyristor Assy - Items 5-9

Item	Part No.	Cct.Ref	Description
1	1412078	R2	Resistor
2	1412079	L2	HF coil
2A	1412109	SH1	Shunt
3	1412080	C3	Capacitor
4	1412081	SG	Spark gap
5	1412082	TB4	Connection block
6	1412083	SUPP2	Transient protection
7	1412062	THY2	Thyristor
8	1412084	SUPP3	Transient protection
9	1412085	D1,D2	Diode
10	1412086	TH1	Thermostat
11	1412087		Back panel strut L.H.
12	1412088		Gas cylinder support L.H.
13	1412089		Cylinder platform
14	1412090		Air Inlet Grill
15	1412091	TB1	Connection block (mains)
16	1412092		Cable clamp
17	1412093		Cable grommet
18	1412094	TB5	Connection block (WRV)
19	1412095		Rubber gasket

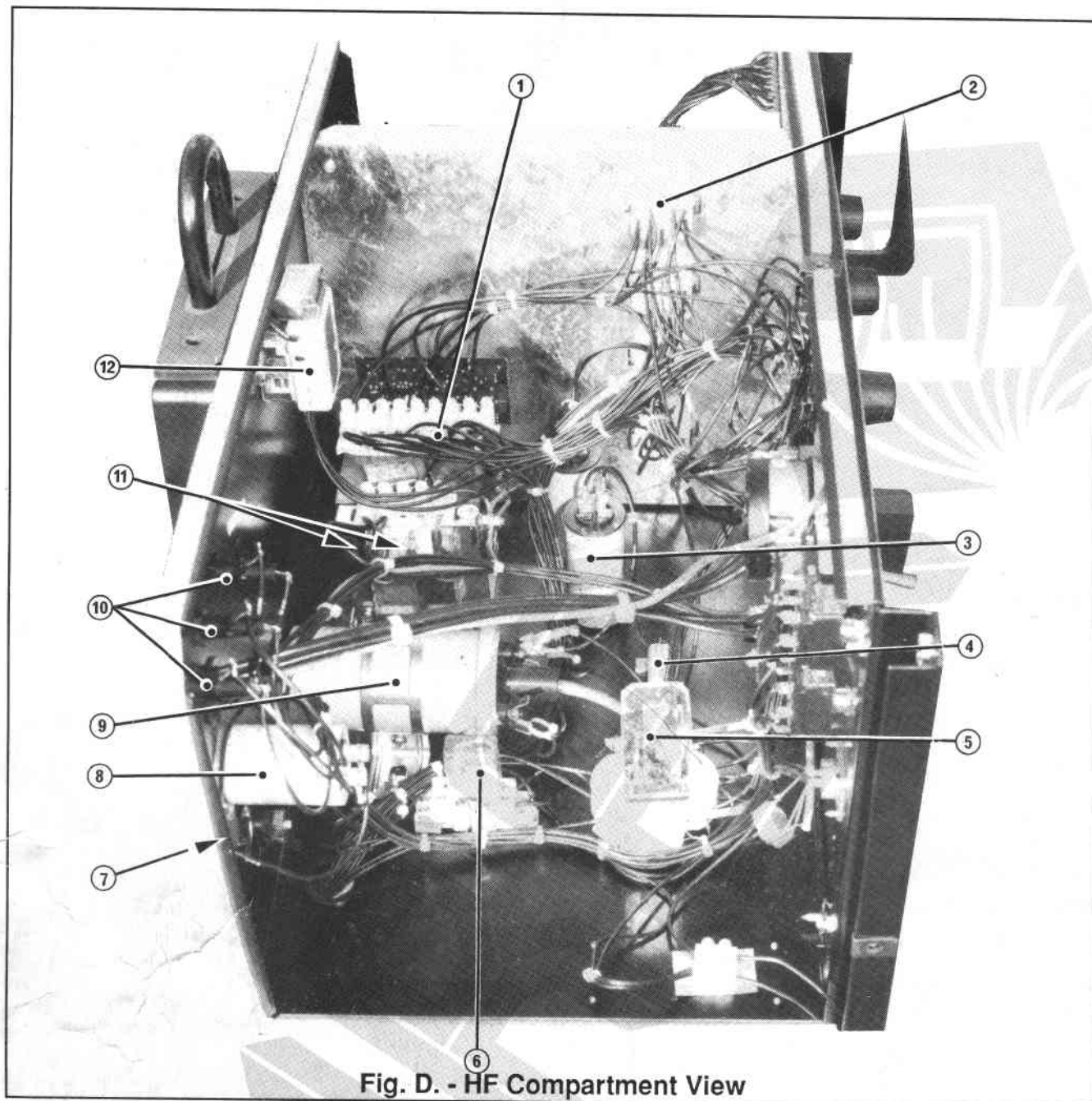


Fig. D. - HF Compartment View

Item	PartNo.	Cct. Ref	Description
1	1412096	T2	Transformer
2	1412097		Socket
3	1412098	C1	Capacitor
4	1412099		Resistor 5Ω 5%
5	1412100	RL1	Relay
-	1412101		Socket for item 5
6	1412102	RL2	Relay
-	1412103		Socket for item 6

Item	PartNo.	Cct. Ref	Description
7	1413529		Resistor 3.3Ω 5%
8	1413528	C4	Capacitor 470μF 160V
9	1412104	L2	Ignition coil
10	1412105	FS1,2&3	Fuse 100mA (Pk.of 10)
-	1412194		Fuse holder
11	1413527	FS4,FS5	Fuse 630mA
12	1413526	RL4	Relay 24V (SPST)

MUREX

Murex Welding Products Limited
 Hertford Road, Waltham Cross,
 Herts. EN8 7RP. England
 Telephone: Lea Valley (0992) 710000
 Telex: 25743

Part No. 100468
Issue 1