


Parts List

CONSUMABLES

Note: as standard the 4 x 4 T is supplied fitted for 1.0mm - 1.2mm Hard Wires

Wire Size & Type	Inlet Guide	Feed Rolls (Pack of 2)	Pressure Roll (2 req'd)	Intermediate Guide	Outlet Guide Tube Liner (115.5mm)
0.6 - 0.8H	1413103	1409001	1413844 (P)	1411769	(1.5 ID) 1413885
1.0 - 1.2H	1413103	1409002	1413844 (P)	1411769	(2.0 ID) 1413886
1.2 - 1.6H	1413103	1409003	1413844 (P)	1411769	(2.0 ID) 1413886
1.2 - 1.6 T	1413103	1411533	1413845 (K)	1411769	(2.0 ID) 1413886
1.6 - 2.4T	1413854	1409005	1413845 (K)	1411770	(3.0 ID) 1413888
2.8 - 3.2T	1413854	1409006	1413845 (K)	1411770	- Not used
1.0 - 1.2S	1413103	1409007	1413844 (P)	1411769	(Nylon) 1413889
1.2 - 1.6S	1413103	1409007	1413844 (P)	1411769	(Nylon) 1413889
2.0 - 2.4S	1413854	1409007	1413844 (P)	1411770	(3.0 ID) 1413888

Key: P = Plain K = Knurled



Item	Part No.	Description	Item	Part No.	Description
1	1413864	Feed roll block	6	1413867	Lifting spring
2	1413873	Outlet guide tube	7	1414581	Motor 42V
-	1413855	Cap nut for item 2	-	1413860	Carbon brush assembly (pair)
-	1413856	'O' ring for item 2	8	-	Intermediate guide, see Consummables
-	-	Outlet guide tube liner, see Consummables	9	-	Inlet guide, see Consummables
3	1413453	Power clamp	10	1411790	Geared adaptor
4	1413865	Geared pressure roll arm, knurled roll	11	-	Feed roll, see Consummables
-	1413857	Pressure arm locatin pin	12	1411548	Retaining screw
-	1413858	Circlip	-	1413391	Feed roll axle
5	1413866	Pressure device calibrated	13	1411791	Drive gear
-	1413861	Locating pin for item 5	-	1413870	Woodruff Key (Motor)




Fig. A - Front View




Fig B- Left Hand Side View

Fig. A - Front View

Item	Part No.	Description
1	1414584	Indicator Lamp
2	1414585	Potentiometer 2.5KΩ
-	1414563	Knob for Item 2
3	1411503	Potentiometer 10KΩ
-	1414563	Knob for Item 3
4	1414562	Pushbutton
5	1414562	Pushbutton
6	1414564	Switch
7	1413795	Socket
-	1413789	Sleeves for Item 7
8	1409035	Central Adaptor Block
9	1408699	Bushing for Item 8
10	1413840	Hub Assembly Complete
11	1413841	Hub Nut

Plug for Item 7 - 368541003
 Pins - 367972004 .

Fig B- Left Hand Side View

Item	Part No.	Description
1	-	Fuse 10A 20mm (Slow Blow)
2	-	Fuse 1A 20mm (Slow Blow)
3	1414586	10 pin socket
4	1411516	Solenoid Valve
5	1409042	Gas Bulkhead Fitting
6	1411519	10 pin Plug Panel Mounted
-	653567	Socket for Item 6 (Cable Mounted)
7	678339	Dinse Plug Panel Mounted
-	1380438	Dinse Socket for Item 7
8	481911882	Printed Circuit Board
9	1414587	Current Relay

**Optional Spare Parts
 Digital Meter Kit Spares**

Item	Part No.	Description
-	1414559	Volt/Ammeter PCB
-	1414558	P.S.U. PCB
-	1414588	Shunt
-	1414589	10 Pin Plug
-	1414591	Lead and Crocodile Clamp
-	1414590	Switch (Amps/W.F.S.)



Printed in England

Murex Welding Products Limited
Hertford Road, Waltham Cross,
Herts. EN8 7RP. England
Telephone: Lea Valley (0992) 710000
Telex: 25743

Pt. No. 100498
Issue 1 1/93