

---

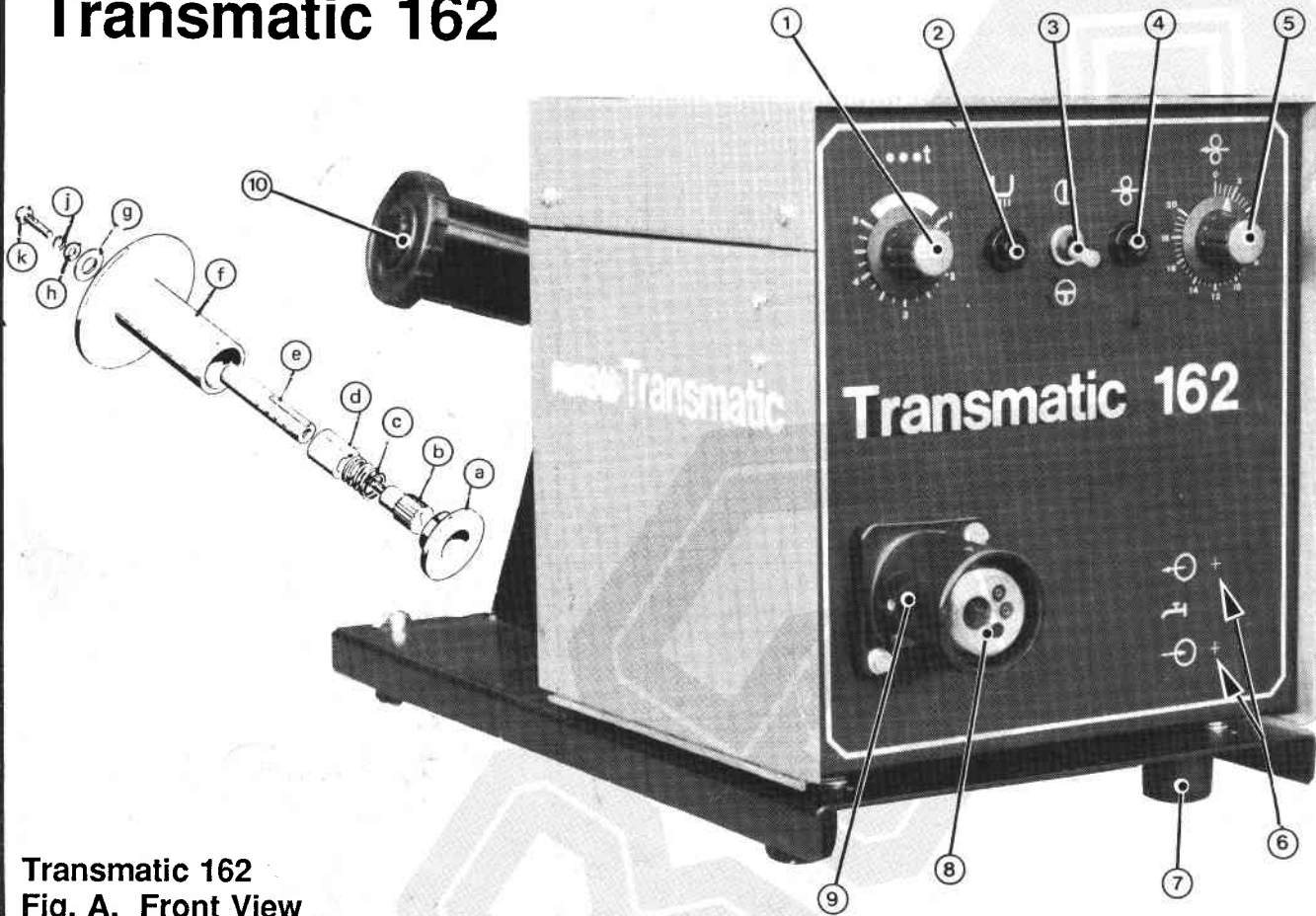
# Transmatic 162 & 244 Parts List

---

**Transmatic 162 Pt.No. 1411550**  
**Transmatic 244 Pt. No. 1411551**

When ordering spare parts, please quote both the Part Number and the Description. Customers should also give the type and serial number of the unit for which the parts are required.

## Transmatic 162



Transmatic 162  
Fig. A. Front View

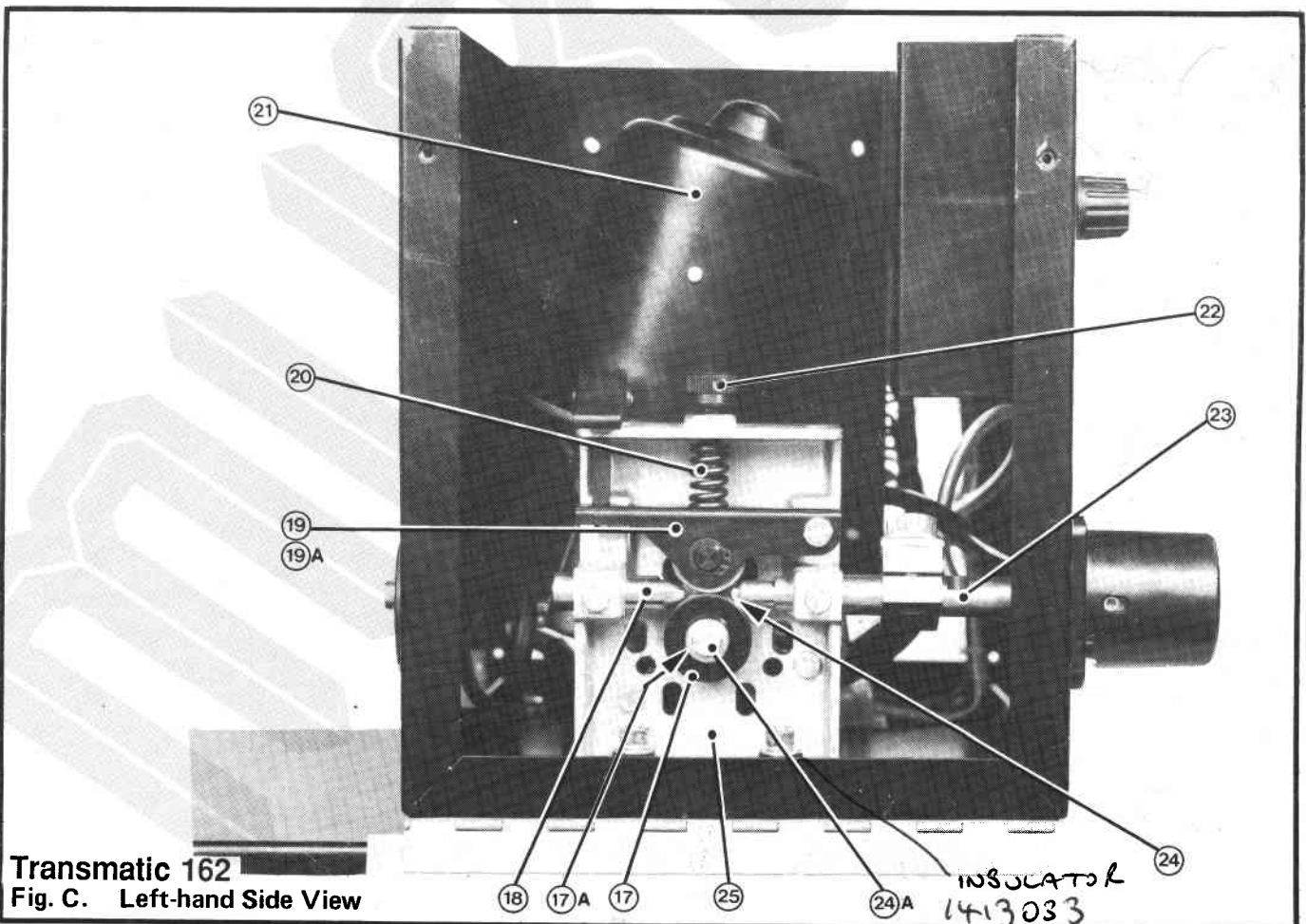

Item	Pt.No.	Description
1	1409040	Potentiometer - Spot Timer
-	1411504	Knob for item 1
2	1411219	Button switch - gas purge
3	1409034	Switch - Latching
4	1411219	Button switch - wire inch
5	1409041	Potentiometer - wire speed
-	1411504	Knob for item 5
6	1404015	Water fitting - (when fitted)
		(Note 1)
7	1409037	Rubber foot (Note 1)
8	1409035	Central adaptor block
9	1408699	Bushing for item 8 (Note 1)
10	1409045	Hub assembly complete with:-
a.	1409047	Fixing Ring
b.	1409048	Brake Regulating Screw
c.	1409049	Pressure Spring
d.	1409050	Distance Holder (Note 1)
e.	1409051	Axle (Note 1)
f.	1409052	Plastic Hub (Note 1)
g.	1409053	Plastic Disc (Note 1)
h.	1409054	Washer (Note 1)
j.	1409055	Spring Washer (Note 1)
k.	1409056	Screw (Note 1)
11	1411517	Control p.c.b.

Item	Part No.	Description
12	1409031	Fuse Holder
-	1410455	Fuse 10A (Pack of 10)
13	1411516	Gas solenoid valve
14	1409042	Gas bulkhead fitting
15	1411519	10 pin plug
-	653567	Socket for item 15
16	678339	Power connection
-	1380437	Welding socket for item 16 (35-50mm cable)
16a	1411435	20 way Connector
17	1411493	Feed roll 1.0/1.2mm (Note 2)
17a	1411549	Woodruff Key
18	1411500	Inlet guide
19	1411522	Pressure arm assembly (Note 1)
19a	1411478	Pressure Roll
20	1411521	Pressure spring (Note 1)
21	1411512	Motor assembly
22	1411520	Pressure adjusting nut (Note 1)
23	1411777	Outlet guide
24	1411766	Outlet guide tube liner for 0.8/1.2mm (Note 2)
24a	1411548	Retaining screw
25	1411469	Feed Roll Block (Note 1)

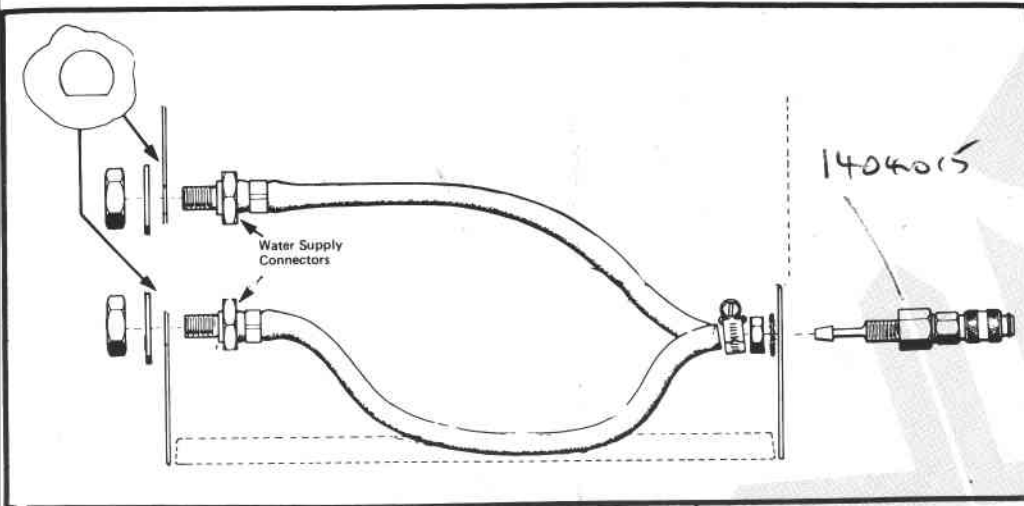
**Note:**

1. Please note that these items must be ordered on a special order form and may be on extended delivery (Contact MUREX WELDING PRODUCTS for details).
2. When using wires other than 1.0/1.2 fit appropriate feed roll and outlet guide tube liner. See Optional Extras overleaf.

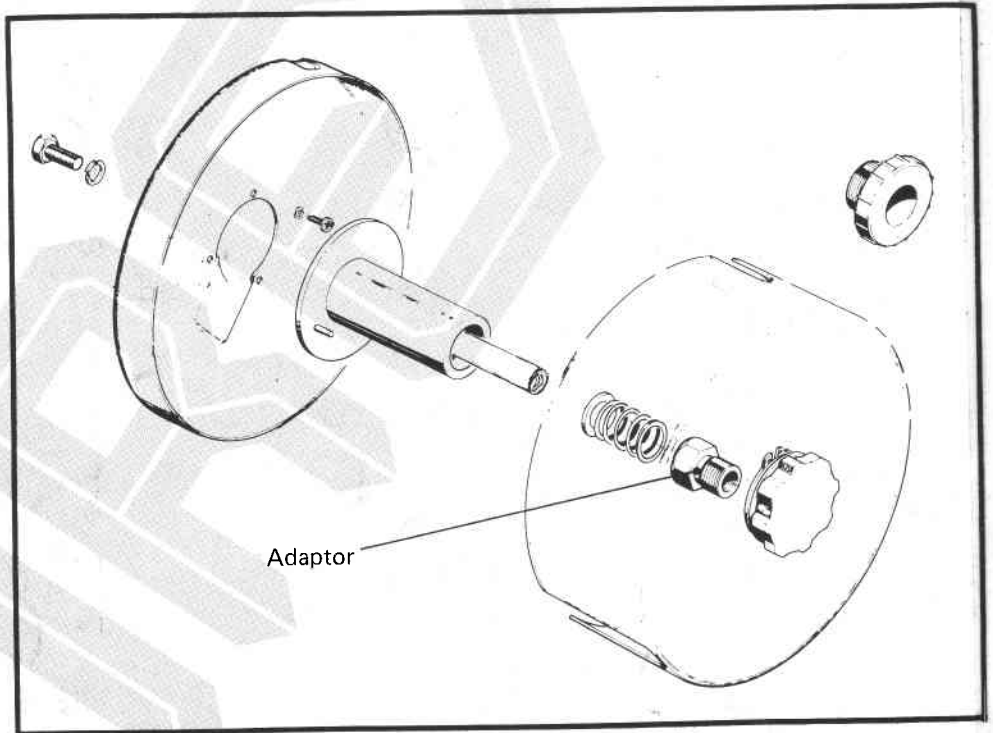
BRUSHES FOR MOTOR 9999 780455



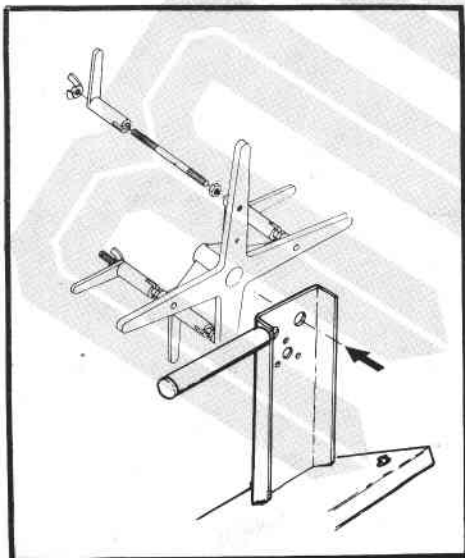
For OPTIONAL EXTRAS — See Overleaf



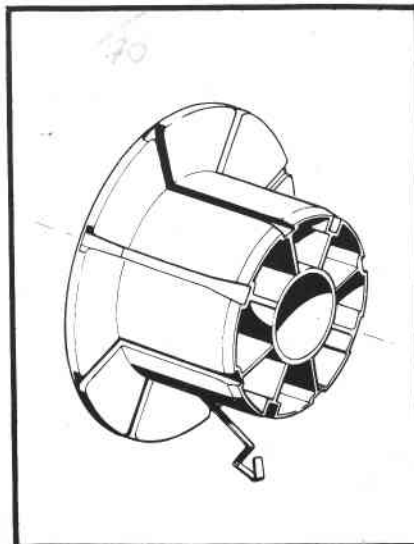
Water Adaptor Kit  
Part No: 1407625



Reel Cover Kit  
Part No. 1411771  
Reel Cover Kit (includes an adaptor for  
Cover Kit Pt.No. 1407468  
Adaptor Part No. 1411428



30Kg Coil Holder  
Part No: 1406717



Wire Basket Adaptor  
Part No: XD 420000

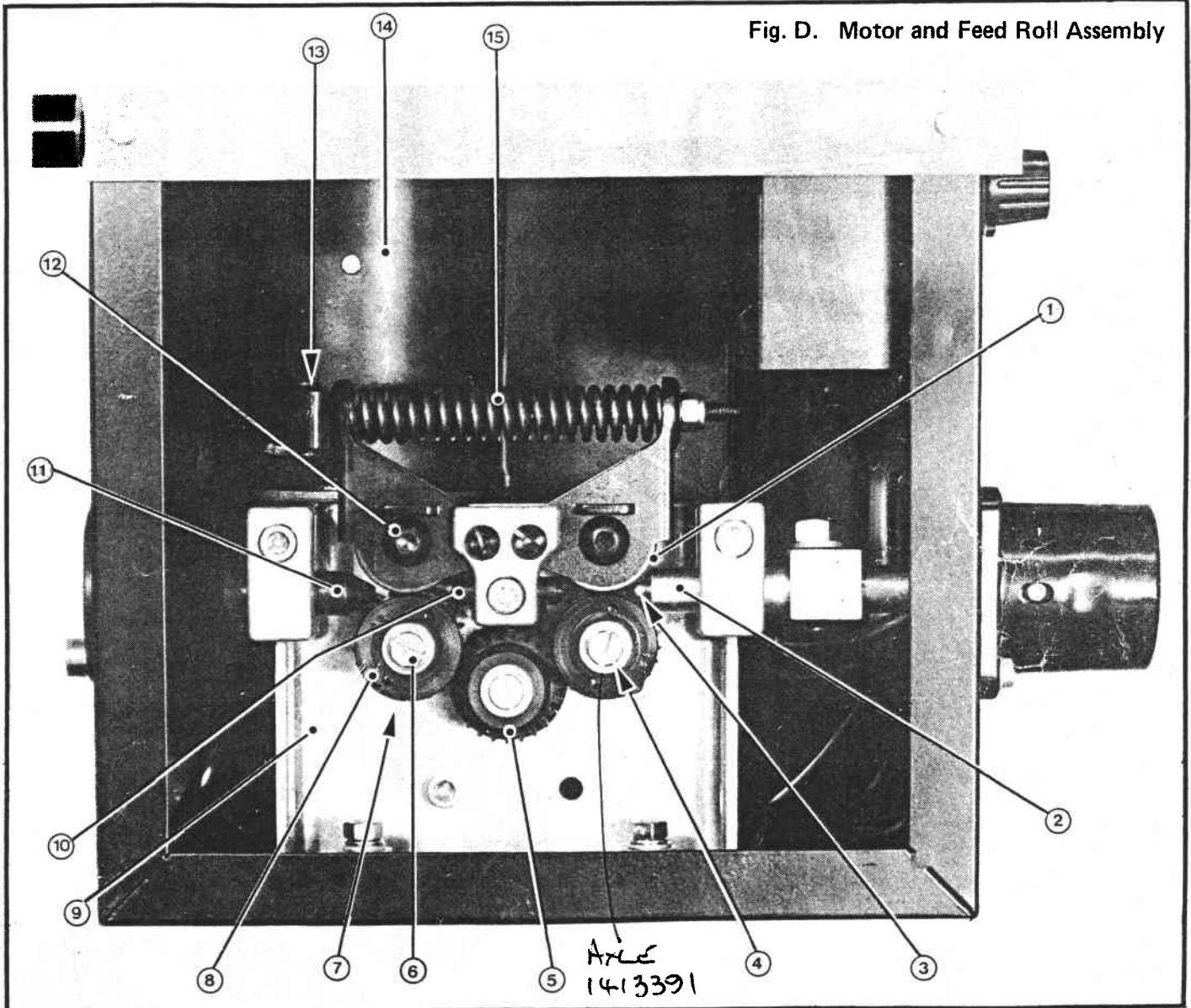


## Transmatic 244

All items shown and listed under Transmatic 162, up to item 16, are common to the Transmatic 244.

The Motor and Feed Roll assembly is different for the Transmatic 244 and the items are shown below.

Fig. D. Motor and Feed Roll Assembly



Item	Part No.	Description
1	1409012	Pressure rolls (Pk. of 2)
2	1411789	Guide Tube
3	1411498	Guide Tube liner 0.8-1.2mm
-	1411499	Guide Tube liner 1.2-1.6mm (Note 3)
4	1411547	Thrust Washer
5	1411791	Drive Gear
6	1411548	Retaining Screw
7	1411790	Driven Gears (Pk. 2)
8	1409002	Feed Rolls (Pk. 2) 1.0-1.2mm (Note 3)

Item	Part No.	Description
9	1411799	Feed Roll Block (Note 1)
10	1411769	Intermediate Guide 0.8-1.6mm (Note 3)
11	1411787	Inlet Guide 0.8-1.6mm (Note 3)
12	1411794	Pressure Elbow (Note 1)
13	1411793	Pressure Arm Assembly (Note 1)
14	1411796	Motor Assy. 50W
15	1411792	Pressure Spring (Note 1)

**Note 3:** For complete range of feed roll and wire guides components - See Optional Extras.

## OPTIONAL EXTRAS

## Transmatic 162

Wire Size/Type	Inlet Guide	Feedroll	Outlet Guide Tube Liner
0.6-0.8	1411500	1411470	1411766
0.8-1.0 HW	1411500	1411471	1411766
1.0-1.2 HW	1411500	1411493	1411766
1.2-1.6 HW/TW	1411500	<del>1411500</del> 1411497	1411767
1.0-1.2 S	1411500	1411489	1411766
1.2-1.6 S	1411500	1411682	1411767

**Note:** To aid you in identifying the liners, the inside diameter (I.D.) are as follows:

Outlet Guide Tube Liner	1411766	2.0mm I.D.
Outlet Guide Tube Liner	1411767	2.5mm I.D.

## Transmatic 244

Wire Type	Wire Size/mm	Inlet Guide	Feed Roll	Intermediate Guide	Outlet Guide Tube Liner
Hard	0.6-0.8	1411787	1409001	1411769	1411498
	1.0-1.2	1411787	1409002	1411769	1411498
	1.6	1411787	1409003	1411769	1411499
	2.0	1411788	1409003	1411770	1411768
Tubular	1.2-1.6	1411787	1411533	1411769	1411499
	2.0-2.4	1411788	1409005	1411770	1411768
Soft	1.0-1.2	1411787	1409007	1411769	1411499
	1.6	1411787	1409007	1411769	1411499
	2.4	1411788	1409007	1411770	1411768

**Note:** To aid you in identifying the liners, the inside diameter (I.D.) are as follows:

Inlet Guides	1411787	2.5mm I.D.
	1411788	4.0mm I.D.
Intermediate Guides	1411769	2.5mm I.D.
	<del>1411790</del> 1411770	4.0mm I.D.
Outlet Guide Tube Liner	1411498	2.0mm I.D.
	1411499	2.5mm I.D.
	1411768	3.5mm I.D.

Interconnections		Part No.
Transmig 250/350	5 metre	1411765
Tradesmig 300/400	5 metre	1411599