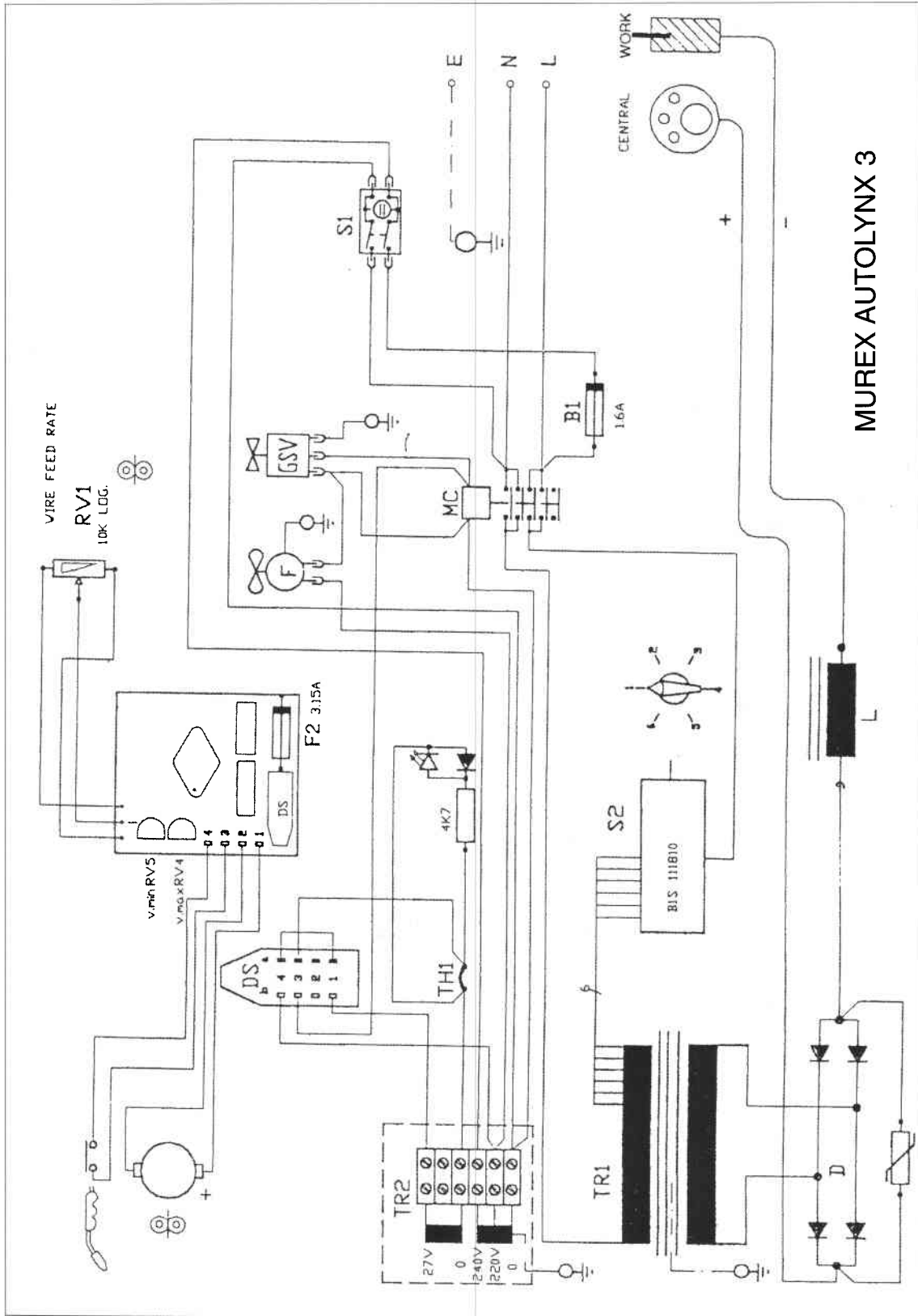




## CIRCUIT DIAGRAM






ITEM	DESCRIPTION	PART No
1	Potentiometer	1415010
-	Knob for item 1	<del>500/11003</del>
2	On/Off Switch	1411458
3	Fault Indicator	1413447
4	Six Position Switch	1411459
-	Knob for item 4	1413442


1415545



ITEM	DESCRIPTION	PART No
1	Castor Assembly	1413475
2	Central Adaptor	1413108
3	Wire Feed Motor	1415007
4	Reel Hub Assembly	1411467
5	Axle & Rear Wheel Assembly	1413474
6	Wheel	1413488



ITEM	DESCRIPTION	PART No
1	Solenoid Valve	1411464
2	Main Transformer	1415563
3	Fan	1411477
4	Diode Bridge	1415014
5	Auxilliary Transformer	1415015
6	Contactor	1411456
7	P.C.B.	1415016
8	Thermostat	1415017
9	Inductor	1415564
-	Fuse 3.15A 20 x 5mm	-
-	Fuse 1.6A	1415019



ITEM	DESCRIPTION	PART No
2	Guide Tube Liner	1413456
3	Guide Tube	1413454
4	Central Adaptor	1413108
5	Feedplate	1413874
6	Feed Roll Retaining Screw	1413104
-	Woodruff Key	1411549
7	Feed Roll 0.6/0.8 (H)	1411470
-	Feed Roll 1.0mm (S) (Note Aluminium Only)	1411489
8	Inlet Guide	1413103
9	Locating Pin (Pressure Device)	1413861
10	Pressure Device	1413897
11	Pressure Arm Complete	1415001



**Murex Welding Products Limited**  
Hertford Road, Waltham Cross,  
Herts. EN8 7RP. England  
Telephone: Lea Valley (0992) 710000

**Pt. No. 100556**  
**Issue 1**