

# Transtig AC/DC 255 & 355 Parts List

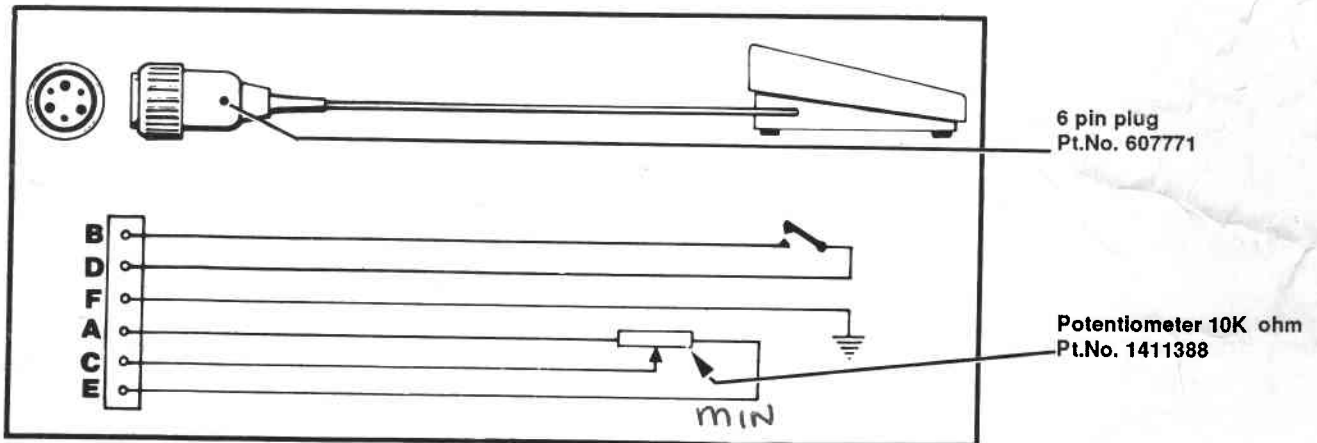
Issue 3

## Optional Extras

Transtig Multislope	1412344
Transtig Pulse Control	1412345
Transtig Volt/Ammeter	1412346
Transtig Watercooler	1412352
Spot Timer	1412351
Pre-flow Timer	1412350
Hand Control Unit	1412865
Interface Control PCB	1412349

TIG welders accessory kit  
Part No. 1407716 comprising:  
Gloves  
Cylinder Key/Spanner  
Wire Brush  
Plain Glass  
Glasses Din 8, Din10  
Headshield

## Foot Control Unit Pt.No. 1407081



### MASTER COPY

DO NOT REMOVE FROM FILE  
AMENDMENT DATES

ISSUE No: .....


FILE DATE 18.04.87


REPRINT  
ORDERED

Transtig AC/DC 255 Part No.1412342  
 Transtig AC/DC 355 Part No.1412343

Pot 10K Pt N°


Remote ampy  
 1412797



AC/DC 355 - Front View

Item	255	355	Description
1	1412779	1412779	Panel Top
2	1412720	1412785	Switch On/Off
2a	1412721	1412786	Switch Knob
3	1412724	1412724	Post Flow Module
3a	1412725	1412725	Relay DPDT
3b	1410925	1410925	Knob (small)
4	1410926	1410926	Knob (large)
5	1412722	1412722	Switch Board Assy.
6	1407758	1407758	Circuit Breaker 10A
7	1411873	1411873	Fuse Holder
7a	1412209	1412209	Fuse 2A
8	1412773	1412773	Panel Right Side
9		1412787	Start Current PCB
9a		1412725	Relay DPDT
9b		1410925	Knob (small)
10	1412742	1412742	Switch Mode
10a	1410942	1410942	Handle
11	1412775	1412775	Cover - Right Side

Item	255	355	Description
12	017242	017242	Dinse Socket
12a	1380441	1380441	Plug for Item 12
13	021534	021534	Socket (Water In/Out) 3/8 BSP
13a	020135	020135	Nut 1/4 BSP (back)
13b	1104013	1104013	Shroud
13c	1407060	1407060	Elbow
13d	1407158	1407158	Hose Coupling Nut
13e	018172	018172	Hose (per metre)
14	021705	021705	Socket (Gas Out) 1/4BSP
14a	020135	020135	Nut 1/4 BSP (back)
14b	1104013	1104013	Shroud
14c	1407060	1407060	Elbow
14d	1407158	1407158	Hose Coupling Nut 1/4BSP
14e	018172	018172	Hose (per metre)
15	1410160	1410160	Switch-Water selection
16	023545	023545	Socket- Remote 6 pin
16a	607771	607771	Plug for Item 16
17	1412774	1412774	Panel Left Side
18		1410927	Potentiometer 10Kohm 2W Voltage trim
18a		1410925	Knob




Item	255	355	Description
38	1412756	1412756	Primary Panel
38a	1411891	1411891	Voltage Link
39	022220	022220	Capacitor (for 110V connection)
40	1407020	1407020	Solenoid Valve (Gas in) †
41	1410834	1410834	Socket (Gas in)
42	1407020	1407020	Solenoid Valve (Water in)
43	1410835	1410835	Socket (Water in) 3/8BSP
44	021534	021534	Socket (Water out) 3/8 BSP
45	1412781	1412781	Panel Rear
46	1407031	1407031	Fan Blade
47	1412750	1412750	Housing Fan
48	1407032	1407032	Motor Fan

Item	255	355	Description
49	1410924	1410924	Capacitor 50 mfd 460V P.F.
49a	1412792	1412792	Bracket Capacitor
50	1412751	1412751	Resistor 25 ohm 175W
51	1410945	1410945	Resistor 50 ohm 175W
52	1412758	1412794	Choke
52a	1412755	1412755	Thermostat
53	1412754	1412793	Transformer Main
54	1407037	1407037	Transformer 3.5KV
55	1412760	1412760	Spark Gap Assy.
56	1407038	1407038	Capacitor 0.002mfd 6KV
57	1412762	1412762	Resistor 1/2 ohm 35W
58	1407039	1407039	HF Coil

### Optional Extras

Transtig Multislope	1412344
Transtig Pulse Control	1412345
Transtig Volt/Ammeter	1412346
Transtig Watercooler	1412352
Spot Timer	1412351
Pre-flow Timer	1412350

TIG welders accessory kit  
 Part No. 1407716 comprising:  
 Gloves  
 Cylinder Key/Spanner  
 Wire Brush  
 Plain Glass  
 Glasses Din 8, Din10  
 Headshield



Top Compartment - Overhead View

Item	255	355	Description
19	1405146	1405146	Capacitor 5mfd
19a	1412739	1412739	Bracket Capacitor
20	1412735	1412735	Resistor 1Kohm 12W
21	1411884	1411884	Capacitor 6800 mfd
21a	1412737	1412737	Bracket Capacitor
22	1412768	1412768	Transformer
23	1412733	1412789	Control Board
24	1412734	1412734	Cable Ribbon
25	1412730	1412730	Mother P.C.B.
25a	1412732	1412732	Relay 3PDT
25b	1412732	1412732	Relay 3DPT
25c	1412731	1412731	Relay Pilot
26	1410949	1410949	Resistor 25 ohm 50W

**Rectifier/Diode Compartment-Left Hand Side**

Item	255	355	Description
27	1412745	1412745	Capacitor 0.047 mfd 600V
27a	022220	022220	Capacitor 0.1 mfd 500V
28	1412744	1412790	Shunt
29	1407036	1407036	Rectifier Bridge
30	1412767	1412767	Diode
31	022220	022220	Capacitor 0.1 mfd 500V
32	1412769	1412769	Heat Sink
33	1412772	1412772	Spacer Female Nylon
34	1412770	1412770	Spacer Male Nylon
35	1412764	1412764	SCR (Dual) Assy.
36	1412771	1412771	Jumper Tube
37	1412766	1412766	Suppression Board Assy. (snubber)

